



**ARTHROSCOPIC SHOULDER SURGERY
REHABILITATION PROTOCOL**
CAPSULAR RELEASE & MANIPULATION UNDER ANESTHESIA

GENERAL GUIDELINES

- The local anesthetic (similar to novacaine) in your shoulder will last 6-12 hours
 - Start taking the pain medication as soon as you start feeling pain
- Use cryotherapy continuously for the first 72 hours, then as-needed thereafter
 - Ensure that the cryotherapy cuff never contacts the skin directly
 - Apply to the shoulder after performing rehab exercises for the first 12 weeks
- Remove the bandage 48 hours after surgery, but leave the white steritrips on the skin
 - Apply fresh gauze pad or bandaid to any incision that is moist or weeping
- You may shower after dressing removal as long as the incisions/steritrips are dry
 - All incisions must be completely dry for 24 hours before getting wet in shower
 - Do NOT submerge the shoulder underwater for the first 6 weeks
- The sling is for comfort and to protect the shoulder from sudden movements
 - Wear the sling for the first 2 weeks, removing it for exercises and showers
 - Wear the sling when out of the house for the first 3 weeks
- Schedule a follow-up appointment for two weeks after surgery 410-448-6400

PHASE I

Begins immediately post-op through the first postoperative visit (2 weeks)

Goals:

- Minimize inflammation
- Maintain range of motion

Sling:

- Wear the sling for comfort only, out of the house and at night
- Discontinue the sling at night as comfortable after the first week
- No lifting/carrying anything heavier than a pen/pencil

Therapeutic Exercises (remove sling to perform 3 times per day):

- *External rotation stretching.* Use the uninvolved arm to passively rotate the hand/arm on the surgical side to the outside (away from the belly).
- *Supine active-assisted forward elevation stretching.* Using the other, non-operated arm for assistance, stretch the operated arm overhead.
- *Behind-the-back internal rotation stretching*
- *Shoulder shrug*
- *Scapular retractions*

PHASE II

Begins 2 weeks postoperatively and extends to 4 weeks postoperatively

Goals:

- Protect the shoulder
- Regain range of motion
- Minimize atrophy

Sling:

- Wear the sling outside of the home for the first 3 weeks
- Discontinue the sling entirely after 3 weeks as tolerated
- No lifting/carrying anything heavier than a cup of coffee

Therapeutic Exercises (3 times per day):

- All exercises from Phase I
- *Wall-climb and/or pulley assisted elevation in scapular plane*
- *External rotation stretching in abduction/elevation*
- *Cross-body stretching*
- *Supported active shoulder rotation*
- Isometrics in all planes as tolerated

PHASE III

Begins 4 weeks postoperatively and extends to 6 weeks postoperatively

Criteria for advancement to Phase III:

- Painless range of motion

Goals:

- Maximize range of motion
- Improve functional strength while minimizing inflammation

Therapeutic Exercises (perform strengthening exercises every other day):

- All exercises from Phase II daily
- *Theraband internal and external rotation in shoulder adduction (arm at the side)*
- Active prone elevations (forward, scapular-plane, lateral/abduction, extension)

PHASE IV

Beyond 6 weeks postoperatively

Criteria for advancement to Phase IV:

- Full, painless range of motion
- No difficulty with theraband strengthening

Goals:

- Maximize functional strength

Therapeutic Exercises (perform every other day):

- All exercises from Phase III
- Progressive Theraband in all planes as tolerated
- Progressive weight training as tolerated

RETURN TO SPORT

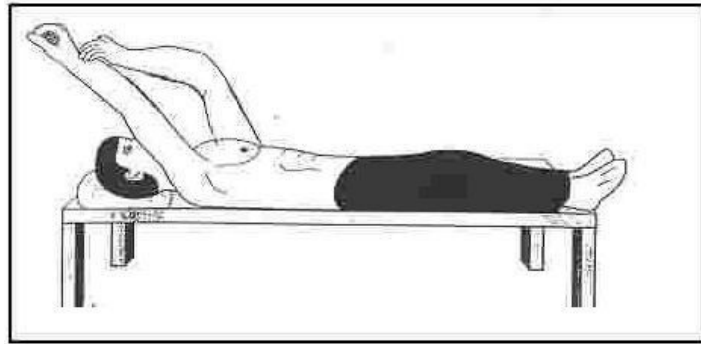
Requires clearance from physician

Sport training/practice once shoulder at 90% of uninjured side (minimum 6 weeks)

- Start with 'walk-through' at < 1% of maximum effort
- Increase 10% effort each session as tolerated

Goal of return to full participation in contact sports at 3 months

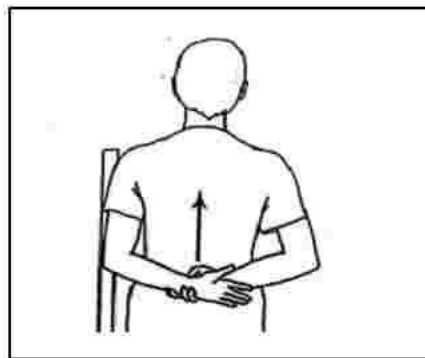
Exercise Diagrams



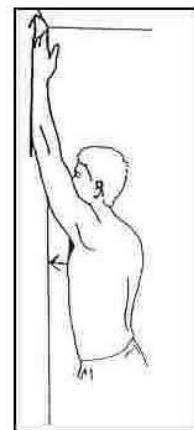
Supine active-assisted forward elevation stretching



Supine external rotation Stretching



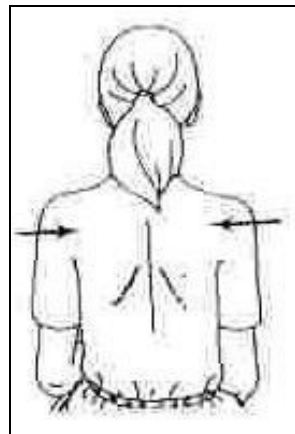
Behind-the-back stretching



Wall climb



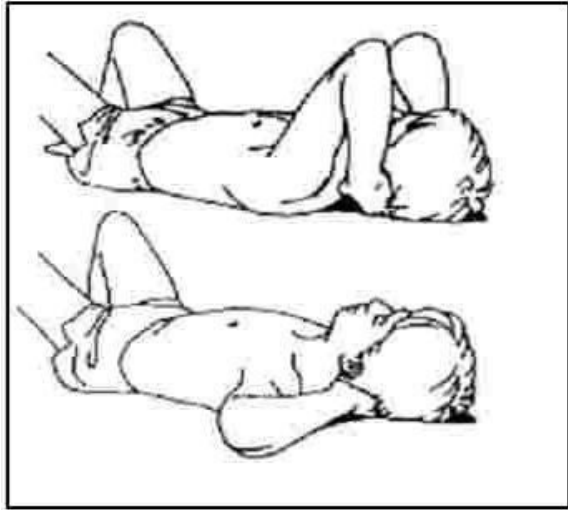
Shoulder Shrugs



Scapular retractions



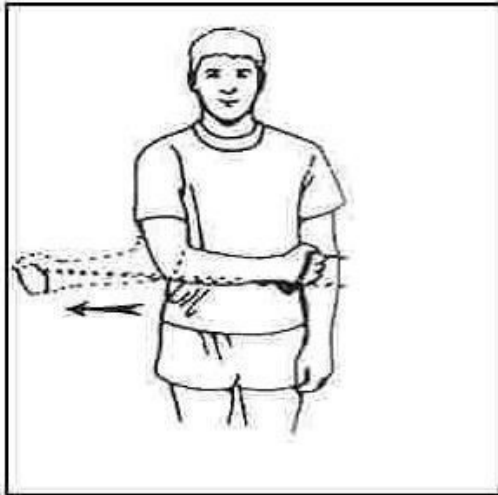
Supported active shoulder rotation



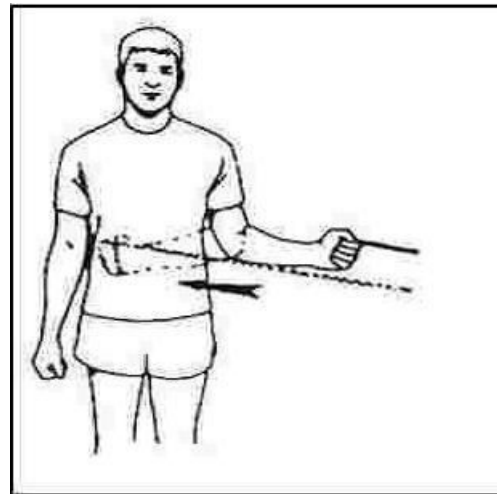
External rotation stretching in abduction/elevation



Cross-body stretching



Theraband external rotation



Theraband internal rotation